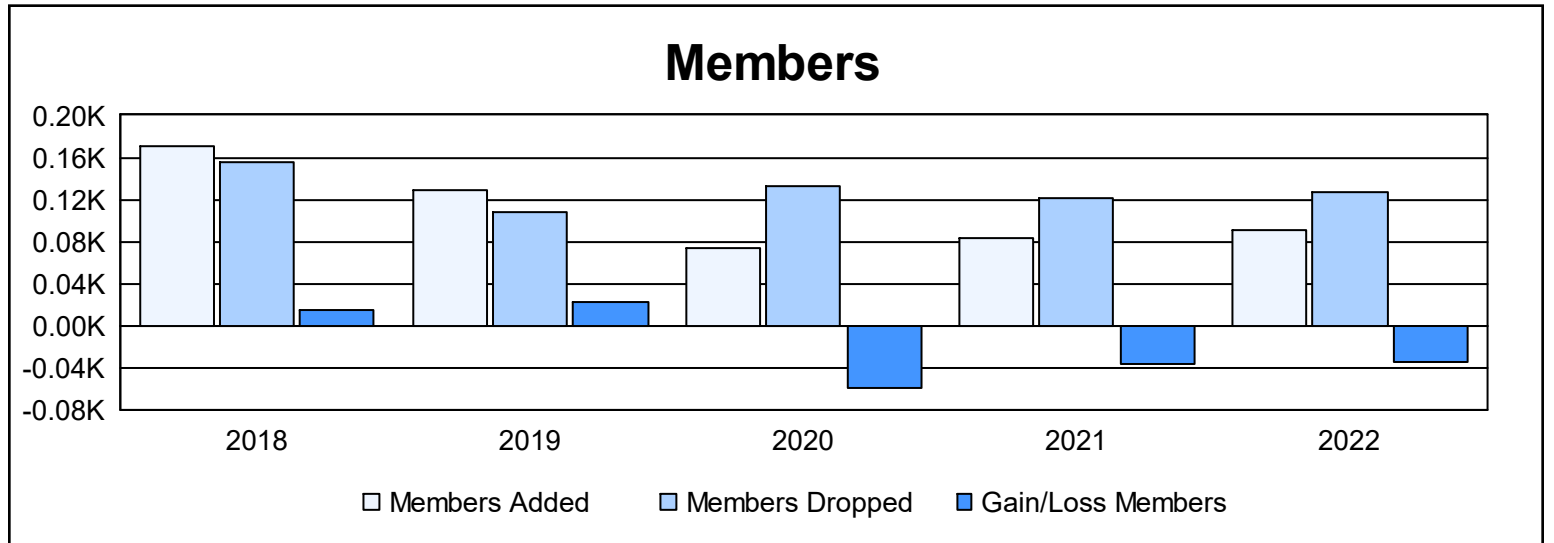
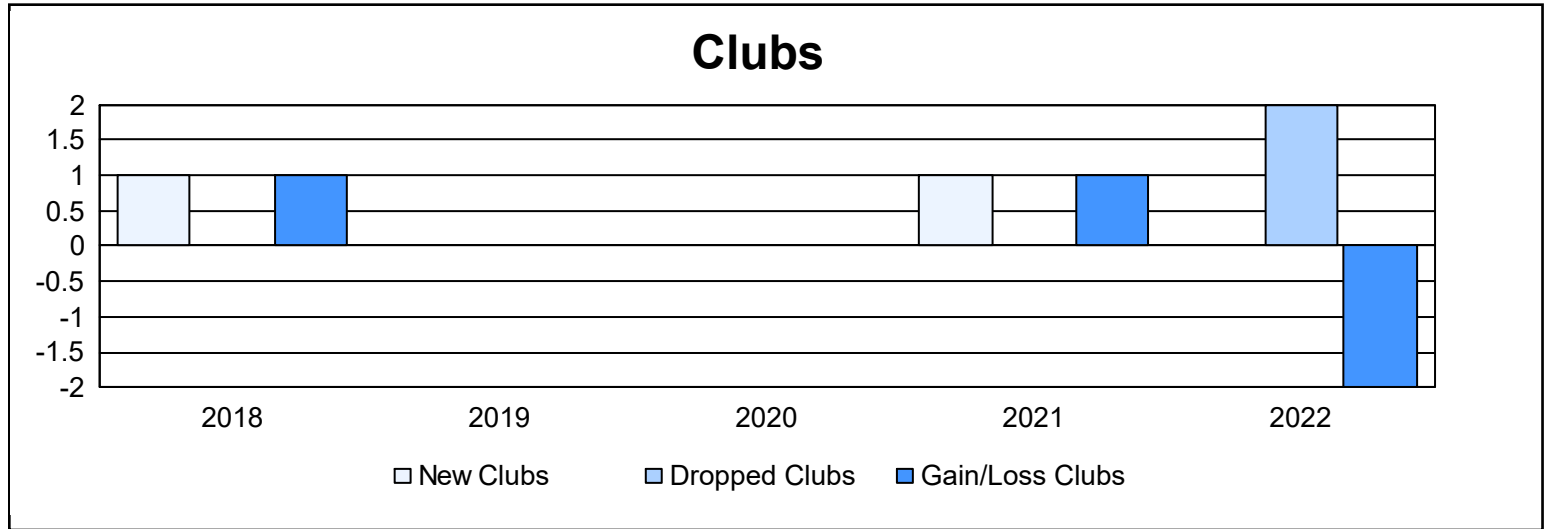
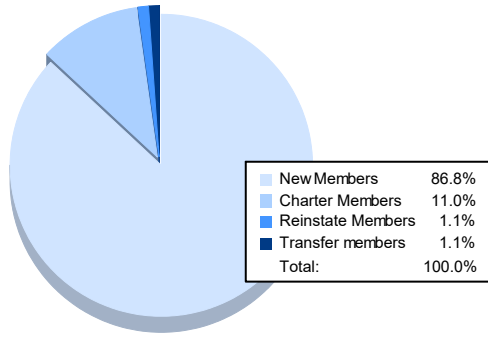


Year	New Clubs	Dropped Clubs	Gain/ Loss Clubs	New Members	Charter Members	Reinstate Members	Transfer Members	Total Member Added	Total Members Dropped	Gain/ Loss Members
2017-2018	1	0	1	137	25	3	5	170	155	15
2018-2019	0	0	0	123	2	0	4	129	107	22
2019-2020	0	0	0	61	3	3	7	74	133	-59
2020-2021	1	0	1	53	27	0	4	84	121	-37
2021-2022	0	2	-2	79	10	1	1	91	126	-35
<b>Average</b>	<b>0</b>	<b>0</b>	<b>0</b>	<b>91</b>	<b>13</b>	<b>1</b>	<b>4</b>	<b>110</b>	<b>128</b>	<b>-19</b>



### Membership Composition June 2022 Cumulative



### Gender Composition June 2022 Cumulative

